



Category 6A SSTP PIMF Patch Cable, 26AWG×4P, PVC



Product Specification

STANDARD COMPLIANCES

All Proposed Category 6A Requirements as Per ANSI/TIA, ISO/IEC, and CENELEC EN Standards.

ANSI/TIA-568-C.2 Cat.6A

ISO/IEC 2nd Edition 11801 Class EA

CENELEC EN 50173-1, CENELEC EN 50288-10-2

IEC 3rd Edition 61935-1, IEC 2nd Edition 61156-6 for patch cable

Flame Retardancy is verified according to IEC 60332-1-2

We Implemented RoHS Compliance for the Requirement of European Union Issued Directive 2002/95/EC

CONSTRUCTION & CHARACTERISTICS

Conductor	Material / Size	Bare Copper / 26AWG
Insulation	Material	Foam-Skin PE
	Thickness	Nominal: 0.27 mm
	Diameter	Nominal: 1.08 mm
	Colors	Blue/White Orange/White Green/White Brown/White
	Unaged Elongation	Min. 100%
	Unaged Tensile Strength	Min. 0.816 Kgf/mm ²
Screen	Material	Aluminum-Mylar tape and tinned copper braid
Jacket	Material	Flame Retardant PVC
	Thickness	Nominal: 0.5 mm
	Diameter	Nominal: 5.7 mm
	Color	Assorted upon request
	Unaged Elongation	Min. 100%
	Unaged Tensile Strength	Min. 1.407 Kgf/mm ²
	Aging at 100°C for 168Hrs	Min. elongation retention: 50% Min. tensile strength retention: 75%
Marking	CAT.6A SSTP PATCH 3P VERIFIED TO ISO/IEC 11801 ED.2 & ANSI/TIA-568-C.2 & IEC 60332-1-2 26AWGX4P CM(UL) c(UL) E164469-XX or as customer request.	

APPROVALS

UL/cUL Listed

3P Certified for Category 6A PIMF Patch Cable



APPLICATIONS

10GBASE-T ETHERNET (IEEE P802.3an) Proposed
1000BASE-TX Fast Ethernet

100 Mbps TP-PMD
1000BASE-T Gigabit Ethernet



Category 6A SSTP PIMF Patch Cable, 26AWG×4P, PVC



100BASE-TX Fast Ethernet.
155/622 Mbps ATM
100VG-AnyLAN
1.2Gb/s ATM

10BASE-T Ethernet.
4/16 Mbps Token Ring

ELECTRICAL PERFORMANCES

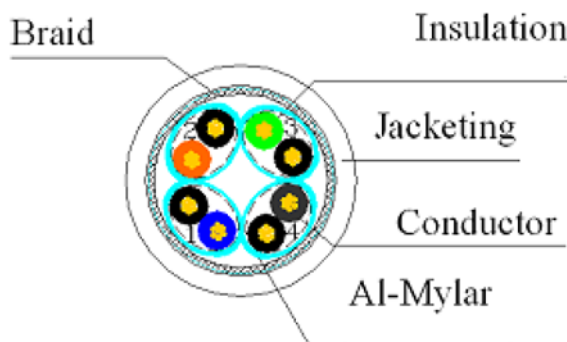
Dielectric Strength of Insulation	1000 V dc / 2 seconds			
Insulation Resistance Test	Min. 5000 MΩ·Km			
Conductor Resistance	Max. 9.38 Ω/100m at 20°C			
Resistance Unbalance	Max. 2%			
Capacitance Unbalance	Max. 160 pF/100m			
Mutual Capacitance	Max. 5600 pF/100m			
Impedance	64kHz	125Ω ± 20%		
	1~500MHz	100Ω ± 15%		
Attenuation & Near End Cross Talk	Frequency (MHz)	Max.Attenuation (dB/100 meters)	NEXT (dB), Min	PSNEXT (dB), Min
	1 MHz	2.5*	74.3*	72.3*
	10 MHz	7.1*	59.3*	57.3*
	100 MHz	23*	44.3*	42.3*
	200 MHz	33.1*	39.8*	37.8*
	250 MHz	37.3*	38.3*	36.3*
	300 MHz	41.1*	37.1*	35.1*
	400 MHz	48.1*	35.3*	33.3*
	500 MHz	54.3*	33.8*	31.8*

The asterisked (*) value are for information only. The minimum Next coupling loss for any pair combination at room temperature is to be greater than the value determined using the formula:

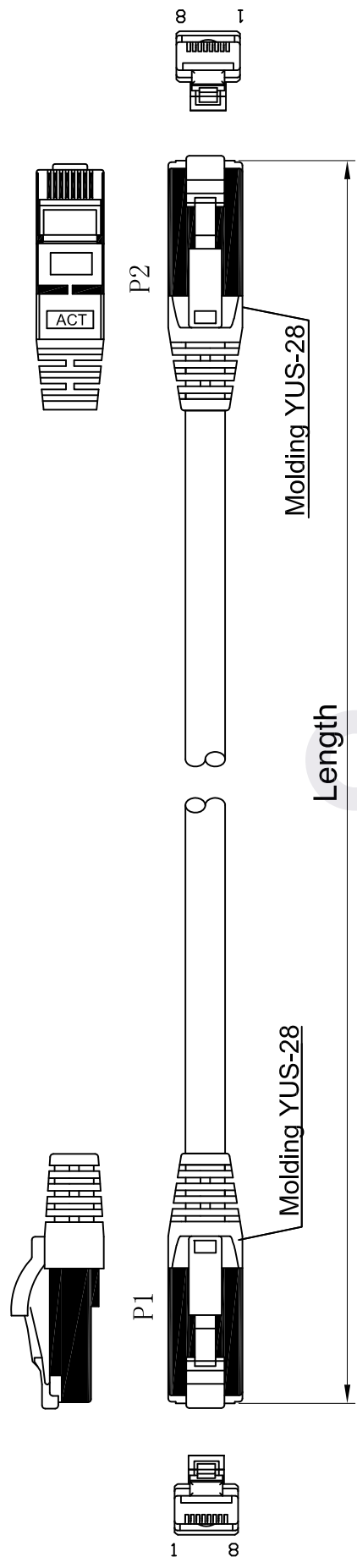
$$NEXT(f \text{ MHz}) \geq NEXT(0.772) - 15 \text{ LOG}_{10}(f \text{ MHz}/0.772) \text{ dB}$$

CONFIGURATION

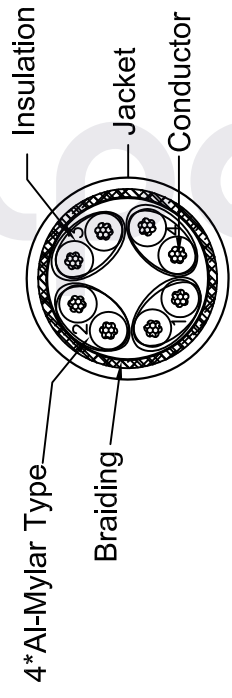
orange white	2	green white	3
blue white	1	brown white	4



DATE	REV.	REVISION	DRAFTING	CHECKED
2019.12.18	A/0	NEW	Jsy	YB



<FP0408> CE 17 ACT Cat6a S/FTP 4X2XAWG26/7 CU PVC ANSI/TIA-568-C.2
 ISO/IEC 11801 CLASS EA EN 50288-10-2 / IEC 60332-1-2 26/7 CMX(UL) E477294-01



- Note:
1. Channel Test
 2. 100% Test(Open,short,miss wire)
 - 3.Contact Resistance:2 ohm max.
 - 4.Insulation Resistance:DC/250V,10M ohm min. For 0.01s
 - 5.Withstand Voltage:AC/250V 5mA Max. For 0.01s

PINOUT		WIRE
P1(T568B)	P2(T568B)	
1	1	WHITE/ORANGE
2	2	ORANGE
3	3	WHITE/GREEN
6	6	GREEN
4	4	BLUE
5	5	WHITE/BLUE
7	7	WHITE/BROWN
8	8	BROWN
Shield	Shield	DRAIN



③	PVC	70P PVC YUS-28	AR	Unless specified on the drawing, tolerances are per the follows:		Draw. No	GFWC-S190454	TITLE	Cat.6A SSTP 26AWGx4P PVC PATCH CORD			
②	PLUG	8P8C 50u" RJ45	2	X. ±0.20	X° ±3	CUSTOMER		DRAW	Jsy	DATE	2019.12.18	
①	CABLE	Cat.6A SSTP 26AWGx4P PVC CABLE	AR	.X ±0.10	.X° ±0.3	CUST R P/N		CHECK	YB	DATE	2019.12.18	
No.	TITLE	DESCRIPTION	QTY	.XX ±0.05		SCALE		APPROVED	CQ	SHEET	1 OF 2	
Material	Part Number	Note	WC	<input type="checkbox"/> Reach	<input type="checkbox"/> GP	UNIT	mm	APPROVED	CQ	SHEET	1 OF 2	
1	2	3	4	5	6	7	8	9	10	11	12	13

