





Mini terminal blocks

- mounted onto PR/2 rails, TH/15 type
- available in the standard version (grey) or in a version appropriate for use with "intrinsically safe" (Ex)i circuits (blue).
- **RP.4 and RN.2 terminal block:** certificate **CESI 03 ATEX 073 U Ex e**  I M2 / II 2 G D temperature range of use: -40 – +80 °C
- **Coc IEC Ex CES 11.0009U Ex e II**
- maximum operating temperature 100°C



The /GR tag indicates the grey version.

standard version	RN.1/GR Cat. No. RN300GR	RN.2/GR Cat. No. RN500GR	RP.4/GR Cat. No. RP300GR
(Ex)i version	RN.1 (Ex)i Cat. No. RN400	RN.2 (Ex)i Cat. No. RN510	RP.4 (Ex)i Cat. No. RP400
TECHNICAL CHARACTERISTICS			
function/type	feed-through	feed-through	feed-through
rated cross-section (mm ²)	1.5	2.5	4
connecting capacity			
flexible (mm ²)	0.2–2.5	0.2–4	0.2–6
rigid (mm ²)	0.2–2.5	0.2–4	0.2–6
max. flexible with ferrule (mm ²) - ferrule type	1.5–WP15/14	2.5–WP25/14	4–WP40/16
rated voltage / rated current / gauge conf. to IEC 60947-7-1	500 V / 17.5 A / A1	400 V / 24 A / A3	630 V / 32 A / A4
rated voltage / rated current / AWG / tightening torque value UL (Ex e) rated voltage  /  / rated current	600 V / 15 A / 26-14 AWG / 4.5 lb.in	300 V / 20 A / 20–12 AWG / 3.5 lb.in	600 V / 30 A / 20-10 AWG / 4.4 lb.in
rated impulse withstand voltage / pollution degree	-	320 V / 24 A	320 V / 32 A
insulation stripping length (mm)	6 kV / 3	6 kV / 3	6 kV / 3
tightening torque value (test / max) (Nm)	8	8	9
Height / width / thickness 	0.4 / 0.8	0.4 / 0.8	0.5 / 1.2
	32 / 27 / 4.2	32 / 27 / 5	35 / 31 / 6

APPROVALS



ACCESSORIES		Type	Cat. No.	Type	Cat. No.	Type	Cat. No.
End sections	grey bluc	RFN/PT/GR	RF101GR	RFN/PT/GR	RF101GR	RP4/PT/GR	RP301GR
Permanent cross connection		RFN/PT (Ex)i	RF201	RFN/PT (Ex)i	RF201	RP4/PT (Ex)i	RP401
		PM/11/2 poles	PM112	PM/12/2 poles	PM122	PM/41/2 poles	PM412
		PM/11/3 poles	PM113	PM/12/3 poles	PM123	PM/51/3 poles	PM513
		PM/11/5 poles	PM115	PM/12/5 poles	PM125	PM/51/5 poles	PM515
		PM/11/10 poles	PM110	PM/12/10 poles	PM120	PM/51/10 poles	PM510
Switchable cross connection		-	-	-	-	-	-
Multiple common bar	250 mm	PMP/16	PMP16	PMP/25	PMP25	PMP/58	PMP58
Shunting screw and sleeve (same, Ex e version)		CPM/16	CPM16	CPM/16 (CPX/16)	CPM16 (CPX16)	CPM/01 (CPX/01)	CPM01 (CPX01)
Coloured partition	red, green, white	DFP/2	DFP2..	DFP/2	DFP2..	DFP/2	DFP2..
Test plug socket		PSD/K	PD011	PSD/A	PD001	PSD/A	PD001
Test plug		SDD/1	DD001	SDD/1	DD001	SDD/1	DD001
Numbering strip		SNZ/4	SN008	CNU/8/51	NU0851	CNU/8/61	NU0861
Warning plate	on adjacent terminal blocks	TQM/02	TQM02	-	-	-	-
Cover for cross-connection		PRP/5	PRP05	PRP/5	PRP05	PRP/5	PRP05
Marking tag	printed or blank	-	-	CNU/8/51	NU0851	CNU/8/51	NU0851
End bracket		BT/2	BT006	BT/2	BT006	BT/2	BT006
		-	-	-	-	-	-
		-	-	-	-	-	-