

Fuseholders

Touchproof Fuseholders 6.3 x 32mm (1¼" x ¼"), PC2



Key Features

- 6.3 x 32mm fuses
- Screwdriver slot knob
- PC2 protection category
- 4.8, 6.3 and solder terminals
- Low profile bezel
- Snap in or threaded bushing mounting options

Approvals and specifications

UL 16A UL 250V UL file E92075

These products comply with safety category PC2.
*Users should be aware of the de-rating factors published by specialist manufacturers of fuses.

Fuseholders with Inline termination have combination (4.8/6.3) terminals. It has not been possible to show both views here. Units with right angle terminals have user specified end terminals and combination mid-body terminals.

T

0347

RA

Terminal

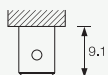
Body & Cap

Panel Hole

Options

Terminal

C



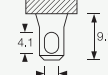
6.3 x 0.8

D



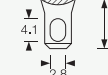
6.3 x 0.8
Right Angle

T



4.8 x 0.8
Solder

U



4.8 x 0.8
Right Angle

Body

0345 (C terminal shown)
Screwdriver release



0345 (D terminal shown)
Screwdriver release



0347 (T terminal shown)
Screwdriver release

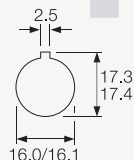


0347 (U terminal shown)
Screwdriver release



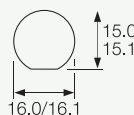
Options

RA



Panel thickness
0.8 - 2.0mm for snap fit
0.8 - 7.0mm for screw to
panel fixing

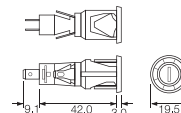
RD



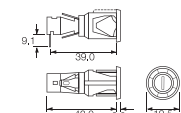
Panel thickness
0.8 - 2.0mm for snap fit
0.8 - 7.0mm for screw to
panel fixing

Dimensions

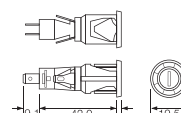
0345 (C terminal shown)



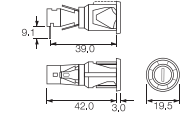
0345 (D terminal shown)



0347 (C terminal shown)



0347 (D terminal shown)



Optional metal fixing nut available for 0347