

## PERFECT cable gland

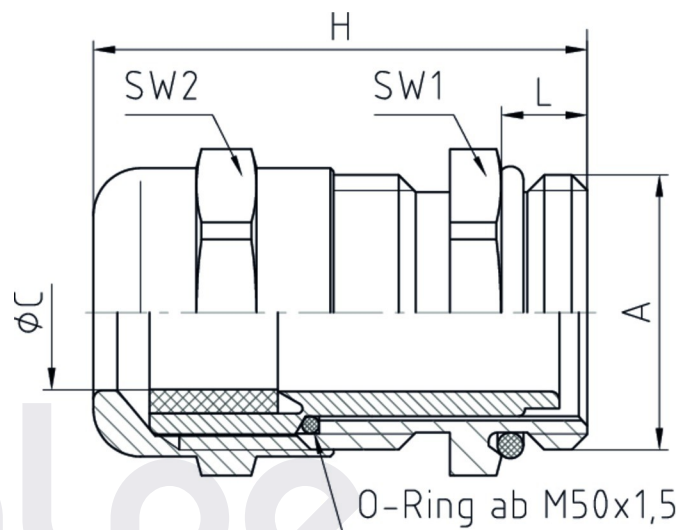
50.6xx M

Dome nut	Brass CuZn39Pb3, nickel-plated
Lamellar insert	Polyamide PA6 V-2
Sealing ring	Polychloroprene-Nitrile rubber CR/NBR
Gland body	Brass CuZn39Pb3, nickel-plated
O-ring	Nitrile rubber NBR
Connecting thread	metric, as per EN 60423



### Properties


	<ul style="list-style-type: none"> <li>integrated anchorage</li> <li>protection against twisting</li> <li>wide sealing and clamping range</li> <li>easy-to-install</li> </ul>
Temperature range	-20 °C / +100 °C (dynamic) -40 °C (static, short term)
Protection grade	IP68 5 bar / IP69K*
Test standard	EN 62444 UL 514B
VDE licence	40020901
UL / CSA-File	E140310
Comment	details about tests - see annex



### Features


Connecting thread standard length

A	ØC	L	SW1	SW2	H		Part No.
M12x1,5	3 - 6	5	14	14	25	100	50.612 M
M16x1,5	5 - 9	5	17	17	30	100	50.616 M
M20x1,5	9 - 13	6	22	22	33,5	100	50.620 M
M25x1,5	11 - 16	7	27	27	36,5	50	50.625 M
M32x1,5	14 - 20	8	34	34	38	25	50.632 M
M40x1,5	19 - 27	8	43	43	41	10	50.640 M
M50x1,5	24 - 35	9	55	55	49,5	5	50.650 M
M63x1,5	32 - 42	10	65	65	52,5	5	50.663 M

A	ØC	L	SW1	SW2	H		Part No.
---	----	---	-----	-----	---	--	----------

M63x1,5	38 - 48	10	65	65	52,5	5	50.663 M1
---------	---------	----	----	----	------	---	-----------

Connecting thread long

A	ØC	L	SW1	SW2	H		Part No.
---	----	---	-----	-----	---	--	----------

M12x1,5	3 - 6	10	14	14	30	100	50.612 M-L
M16x1,5	5 - 9	10	17	17	35	100	50.616 M-L
M20x1,5	9 - 13	10	22	22	37,5	100	50.620 M-L
M25x1,5	11 - 16	11	27	27	40,5	50	50.625 M-L
M32x1,5	14 - 20	13	34	34	43	25	50.632 M-L
M40x1,5	19 - 27	13	43	43	46	10	50.640 M-L
M50x1,5	24 - 35	14	55	55	54,5	5	50.650 M-L
M63x1,5	32 - 42	14	65	65	56,5	5	50.663 M-L
M63x1,5	38 - 48	14	65	65	56,5	5	50.663 M1/L

with sealing ring and O-ring made of FKM on request

\*IP69K tested for M12 - M25, M50, M63